


[www.almig.de](http://www.almig.de)

**ALMIG**  
since 1923

## SPEED-CONTROLLED SCREW COMPRESSORS

Volumetric flow rate: 1.09 – 56.60 m<sup>3</sup>/min • 38 – 2024 acfm



**VARIABLE** DRIVE  


# INTELLIGENTE DRUCKLUFT MADE IN GERMANY

## ALMiG Kompressoren GmbH

a name that guarantees top-grade technology in the compressed air sector. ALMiG has emerged from a company with a long tradition whose products in the compressed air industry have always stood for quality, innovation and consideration for its customers.

Today ALMiG is an extremely flexible company that can react fast to special customer requests. It stands by its customers as a competent partner, giving advice and practical support.

As one of the leading suppliers of advanced compressed air systems, our commitment to continuous research and development forms the basis for all our products. ALMiG compressors are all manufactured in accordance with

- IRIS
- ISO 9001: 2000
- ISO 14001: 2004

They meet the conditions for acceptance in compliance with:

- ISO 1217-3 annex C-1996
- ASME
- OSHA

and conform to the CE guidelines.

Compliance with the most stringent acceptance conditions, such as

- DET NORSKE VERITAS
- GERMANISCHER LLOYD
- BUREAU VERITAS
- LLOYD's REGISTER OF SHIPPING
- ABS

is a matter of course for us.

**Our motto is:**

If you have stopped improving,  
you have stopped being good!


## Enormous potential energy savings thanks to SCD technology:

■ energy-saving speed control  
with loss-free direct drive

■ constant net pressure –  
infinitely variable from 5 to 13 bars

■ delivery volume adjusted to  
requirements, hence avoiding  
expensive no-load times

■ elimination of high  
changeover power surges



# INTELLIGENT MODULAR SYSTEM



VARIABLE  
16 – 34

VARIABLE  
16 – 34 “PLUS”\*

VARIABLE  
35 – 70

VARIABLE  
90 – 210

\*  
 “PLUS” version: with docked-on refrigerant compressed air dryer; can also be retrofitted  
 “O” version: with docked-on refrigerant compressed air dryer and filter system consisting of 1 x depth filter and 2 x active carbon filters for the production of technically oil-free compressed air

According to DIN ISO 8573 – 1 this means:

Residual constituents in compressed air	Volume	Class
Oil	0.003 mg/m <sup>3</sup>	1
Particles	< 0.01 µm	1
Water	PDP + 3°C/37 F	4





**Separating system** 1

highest compressed air quality through proven multi-stage separation

**SCD frequency converter** 2

the integrated power package, naturally in compliance with EMC guidelines

**SCD motor** 3

high-efficiency drive motor, protection class IP 55, optimum efficiency up to 96%

**SCD direct drive** 4

loss-free power transmission, maximum cost-savings

**Air end** 5

excellent efficiency over the entire control range

**Cooling unit** 6

large surface area radiators for lowest compressed air outlet temperatures and optimum thermostat-controlled coolant temperatures

**Fan** 7


powerful, efficient, high-performance

**Air Control** 8

the intelligence of the compressor. Thinks, monitors, records

## The ALMiG SCD concept:

Air Control 3



SCD motor



SCD direct drive



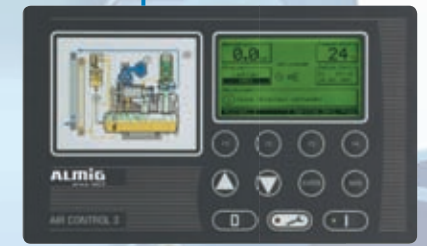
SCD frequency converter



# INTELLIGENT COMPONENT ARRANGEMENT



VARIABLE  
90-130



# INTELLIGENT ANALYSIS

## Or can you afford to give money away?

The following measurement graphs show that there is an enormous energy-saving potential!

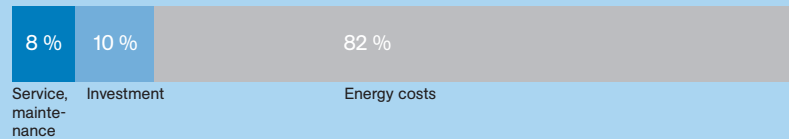
Only on the basis of facts can decisions be made.  
Therefore:  
**Analyse first, then decide.**

This is reason enough to allow the specialists from ALMiG to determine your current compressed air consumption and, with the help of accurate measurements, develop the optimum system solution together with you.

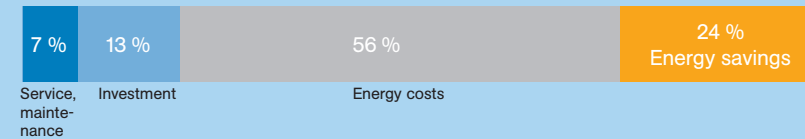
The directly driven, speedcontrolled VARIABLE together with the also directly driven DIRECT form an unbeatable "energy-saving duo".

### Average total cost comparison of a screw compressor, averaged over 5 years

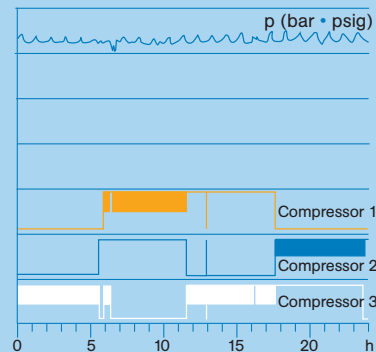
#### Standard screw compressor



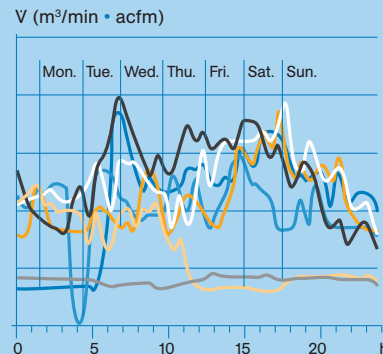
#### Series VARIABLE



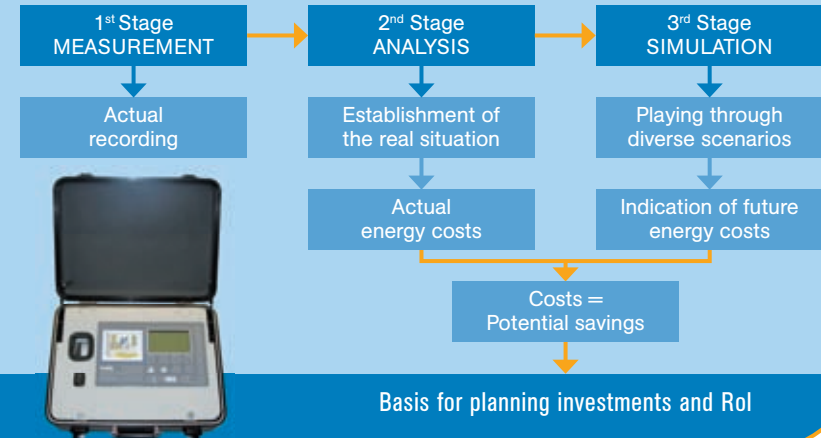
### Operating conditions/Pressure - daily profile



### Air flow - weekly profile



### EBS Energy Balancing System



# FACTS AND FIGURES

50 Hz									60 Hz								
VARIABLE	Operating over-pressure	Vol. flow rate* according to ISO 1217 (annex C-1996)		Rated motor output	Length	Width	Height	Weight	VARIABLE	Operating over-pressure	Vol. flow rate* according to ISO 1217 (annex C-1996)		Rated motor output	Length	Width	Height	Weight
		min.	max.								min.	max.					
	bars	m <sup>3</sup> /min	m <sup>3</sup> /min	kW	mm	mm	mm	kg		psig	acfm	acfm	HP	inch	inch	inch	lbs
16	5 - 13	1.16	2.52	16	1270	890	1190	387	16 / 20	75 - 190	41	96	20	50	35	46.9	853
20	5 - 13	1.16	3.02	20	1270	890	1190	387	20 / 25	75 - 190	41	115	25	50	35	46.9	853
24	5 - 13	1.16	3.50	24	1270	890	1190	405	24 / 30	75 - 190	41	128	30	50	35	46.9	892
28	5 - 13	1.16	4.10	28	1270	890	1190	405	28 / 40	75 - 190	41	146	40	50	35	46.9	892
32	5 - 13	1.95	4.80	32	1545	890	1190	545	32 / 45	75 - 190	69	176	45	60.8	35	46.9	1201
34	5 - 13	1.95	5.50	38	1545	890	1190	555	34 / 50	75 - 190	69	201	50	60.8	35	46.9	1223
35	5 - 13	1.06	5.70	40	2090	1080	1600	940	35 / 51	75 - 190	38	213	50	82.3	42.6	63	2072
37	5 - 13	1.06	6.50	50	2090	1080	1600	980	37 / 55	75 - 190	38	229	55	82.3	42.6	63	2160
55	5 - 13	2.21	9.57	60	2090	1080	1600	1160	55 / 75	75 - 190	78	356	80	82.3	42.6	63	2557
65	5 - 13	2.21	10.71	80	2090	1080	1600	1240	65 / 90	75 - 190	78	376	90	82.3	42.6	63	2733
70	5 - 13	2.78	12.26	85	2090	1080	1600	1270	70 / 95	75 - 190	99	450	95	82.3	42.6	63	2799
90	5 - 13	4.20	15.75	100	2300	1400	1860	2050	90 / 125	75 - 190	152	602	125	90.6	55.1	73.2	4510
115	5 - 13	4.20	17.74	115	2300	1400	1860	2200	115 / 155	75 - 190	152	652	155	90.6	55.1	73.2	4840
130	5 - 13	4.20	20	130	2300	1400	1860	2200	130 / 175	75 - 190	152	706	175	90.6	55.1	73.2	4840
150	5 - 13	9.33	25.68	150	2390	1510	1800	3200	150 / 200	75 - 190	332	962	200	94.2	59.5	70.9	7040
210	5 - 13	9.33	28.88	210	2390	1510	1800	3400	210 / 280	75 - 190	332	1078	280	94.2	59.5	70.9	7590
260	5 - 13	15.50	41.48	260	3950	1650	2025	4500	260 / 350	75 - 190	554	1476	350	155.5	65	79.7	9476
315	5 - 13	15.50	49.10	315	3950	1650	2025	4800	315 / 430	75 - 190	554	1901	430	155.5	65	79.7	10580
355	5 - 13	15.50	53	355	3950	1650	2025	5200	355 / 480	75 - 190	554	2040	480	155.5	65	79.7	11461

\* V in relation to operating overpressure of 8 bars at 50 Hz / 100 psig at 60 Hz

- plants with standard air cooling / optional water cooling for models higher than VARIABLE 35 (VARIABLE 35/51); from model VARIABLE 315 /430 plants only available with water cooling

- heat recovery systems available for all models

## INTELLIGENTE DRUCKLUFT MADE IN GERMANY

### In line with the customer's needs

With our innovative system concepts we offer customised solutions for almost all applications. Our endeavour lies not only in supplying compressors, we

offer ourselves as a competent system provider capable of offering solutions to all users of compressed air. That does not only apply to the consultation and installa-

tion phase of your new compressor(s), but naturally continues in all areas of service, maintenance and visualisation.

**Challenge us!**

Screw compressors	Piston compressors	Turbocompressors	Blower	Complete accessories	Control, regulate, monitor
<ul style="list-style-type: none"> <li>constant speed 2.2 – 500 kW/5 – 13 bars</li> <li>variable speed-controlled and direct drive 2.2 – 355 kW/5 – 13 bars</li> <li>oil-free, with water injection 1.5 – 85 kW/5 – 13 bars</li> </ul>	<ul style="list-style-type: none"> <li>oil-free, up to 10 bars 1.1 – 4 kW</li> <li>for normal pressure up to 10 bars 1.5 – 15 kW</li> <li>for medium pressure up to 15 bars 1.5 – 15 kW</li> <li>for high pressure up to 40 bars 2.2 – 45 kW</li> <li>as a booster for an input pressure up to 15 bars and an output pressure up to 40 bars 2.2 – 30 kW</li> </ul>	<ul style="list-style-type: none"> <li>for oil-free compressed air 65 – 1000 kW two-stage up to 9 bars three-stage up to 10 bars</li> </ul>	<ul style="list-style-type: none"> <li>at constant speed 1.5 – 55 kW 300 – 1000 mbars</li> <li>with speed control and direct drive 3 – 55 kW 300 – 1000 mbars</li> </ul>	<ul style="list-style-type: none"> <li>refrigerant dryers 0.27 – 100 m<sup>3</sup>/min</li> <li>desiccant dryers 0.08 – 145 m<sup>3</sup>/min</li> <li>activated carbon adsorbers 0.08 – 145 m<sup>3</sup>/min</li> <li>filters, all particle sizes 0.5 – 225 m<sup>3</sup>/min</li> <li>complete condensate management up to 120 m<sup>3</sup>/min</li> </ul>	<ul style="list-style-type: none"> <li>base load changeover controls</li> <li>consumption-related controls</li> <li>visualisation (we bring your compressed air to the PC)</li> <li>tele-monitoring (the hotline of your compressed air station)</li> </ul>



Your expert advisor