


SCREW COMPRESSORS

Volumetric flow rate: 1.75 – 48.72 m³/min • 72 – 2033 acfm



INTELLIGENTE DRUCKLUFT MADE IN GERMANY

ALMiG Kompressoren GmbH

a name that guarantees top-grade technology in the compressed air sector. ALMiG has emerged from a company with a long tradition whose products in the compressed air industry have always stood for quality, innovation and consideration for its customers.

Today ALMiG is an extremely flexible company that can react fast to special customer requests. It stands by its customers as a competent partner, giving advice and practical support.

As one of the leading suppliers of advanced compressed air systems, our commitment to continuous research and development forms the basis for all our products. ALMiG compressors are all manufactured in accordance with

- IRIS
- ISO 9001: 2000
- ISO 14001: 2004

They meet the conditions for acceptance in compliance with:

- ISO 1217-3 annex C-1996
- ASME
- OSHA

and conform to the CE guidelines.

Compliance with the most stringent acceptance conditions, such as

- DET NORSKE VERITAS
- GERMANISCHER LLOYD
- BUREAU VERITAS
- LLOYD'S REGISTER OF SHIPPING
- ABS

is a matter of course for us.

Our motto is:

If you have stopped improving,
you have stopped being good!


The directly driven alternative!

■ outstanding unit efficiency

■ the ultimate in economicalness thanks to no-loss direct drive

■ intelligent microprocessor control

■ compact and service-friendly



INTELLIGENT MODULAR SYSTEM



DIRECT
11 - 22

DIRECT
11 - 22 "PLUS"*

DIRECT
37 - 55

DIRECT
75 - 160

*
 "PLUS" version: with docked-on refrigerant compressed air dryer; can also be retrofitted
 "O" version: with docked-on refrigerant compressed air dryer and filter system consisting of 1 x depth filter and 2 x active carbon filters for the production of technically oil-free compressed air

According to DIN ISO 8573 - 1 this means:

Residual constituents in compressed air	Volume	Class
Oil	0.003 mg/m ³	1
Particles	< 0.01 μm	1
Water	PDP + 3°C/37 F	4






- Separating system** 1 top compressed air quality thanks to proven multi-stage separation
- Air Control** 2 the intelligence of the compressor; thinks, monitors, records (available in two versions)
- Drive system** 3 highly efficient, operationally reliable V-belt drive
- Air end** 4 high performance, excellent efficiency
- Cooling unit** 5 large surface-area coolers for lowest compressed air outlet temperatures and optimum thermostat-controlled coolant temperatures
- Fan** 6 powerful, efficient, high performance
- Drive motor** 7 robust drive motor designed with reserves

Air Control 1 (DIRECT 11 - 22)


Air Control 3 (DIRECT 37 - 315 •
optional for DIRECT 11 - 22)

Drive motor

Direct drive



INTELLIGENT COMPONENT ARRANGEMENT



INTELLIGENT ANALYSIS

Or can you afford to give money away?

The conception of the DIRECT 11 - 315 series is such that, owing to its unique design principle, it can be operated extremely economically in any kW class and can therefore be utilised in many different applications.

These fixed-speed compressors are particularly suitable to be used as base-load compressors.

The following measurement graphs show that there is an enormous energy-saving potential!

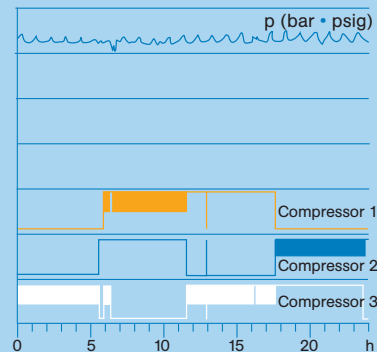
Only on the basis of facts can decisions be made.

Therefore:

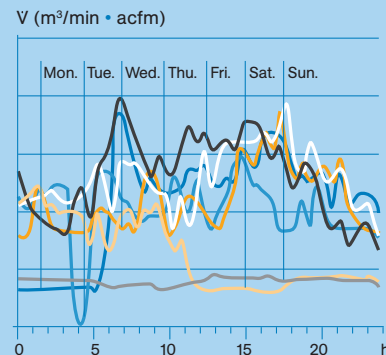
analyse first, then decide.

This is reason enough to allow the specialists from ALMiG to determine your current compressed air consumption and, with the help of accurate measurements, develop the optimum system solution together with you.

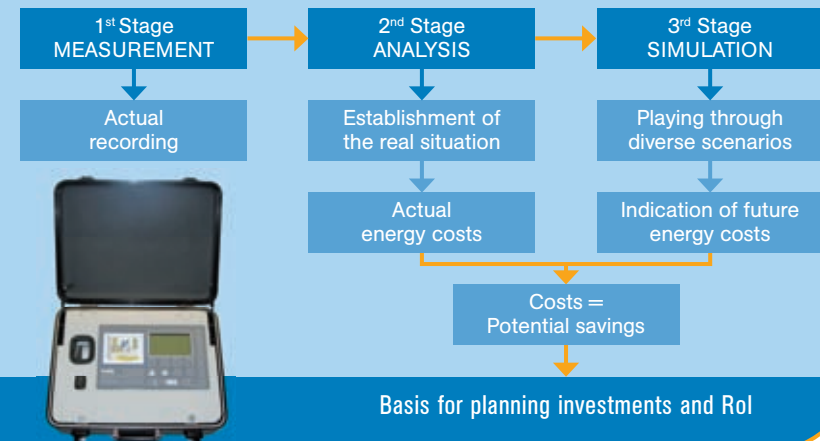
Operating conditions/Pressure - daily profile



Air flow - weekly profile



EBS Energy Balancing System



FACTS AND FIGURES

50 Hz							
DIRECT	Operating over-pressure	Vol. flow rate according to ISO 1217 (annex C-1996)	Rated motor output	Length	Width	Height	Weight
	bar	m ³ /min	kW	mm	mm	mm	kg
11	8	1.81	11	1270	890	1190	398
15	13	1.75	15	1270	890	1190	413
16	7	2.98	15	1545	890	1190	485
18	9	2.94	18.5	1545	890	1190	495
22	13	2.89	22	1545	890	1190	525
37	75	6.80	37	1750	1080	1600	970
45	10	6.72	45	1750	1080	1600	1070
55	13	6.41	55	1750	1080	1600	1160
75	11	11.58	75	2300	1400	1860	1950
90	13	11.47	90	2300	1400	1860	2050
132	8	23.90	132	2300	1400	2025	3200
160	11.5	23.37	160	2300	1400	2025	3450
280	8	48.30	280	3400	1650	2025	4300
315	10	48	315	3400	1650	2025	4400

60 Hz							
DIRECT	Operating over-pressure	Vol. flow rate according to ISO 1217 (annex C-1996)	Rated motor output	Length	Width	Height	Weight
	psig	acfm	HP	inch	inch	inch	lbs
15 / 20	145	72	20	50	35	46.9	911
18 / 25	100	124	25	60.8	35	46.9	1091
22 / 30	145	119	30	60.8	35	46.9	1157
45 / 60	110	284	60	68.9	42.5	63	2359
55 / 75	145	272	75	68.9	42.5	63	2557
75 / 100	110	498	100	90.6	55.1	73.2	4290
90 / 125	145	491	125	90.6	55.1	73.2	4510
160 / 215	130	982	215	90.6	55.1	79.7	7590
315 / 425	110	2033	425	134	65	79.7	9480

- plants with standard air cooling / optional water cooling from model DIRECT 37 (DIRECT 55 / 75), DIRECT 315 (DIRECT 315 / 425) only available as water-cooled version
- heat recovery systems available for all models

INTELLIGENTE DRUCKLUFT MADE IN GERMANY

In line with the customer's needs

With our innovative system concepts we offer customised solutions for almost all applications. Our endeavour lies not only in supplying compressors, we

offer ourselves as a competent system provider capable of offering solutions to all users of compressed air. That does not only apply to the consultation and installa-

tion phase of your new compressor(s), but naturally continues in all areas of service, maintenance and visualisation.
Challenge us!

Screw compressors	Piston compressors	Turbocompressors	Blower	Complete accessories	Control, regulate, monitor
<ul style="list-style-type: none"> constant speed 2.2 – 500 kW/5 – 13 bars variable speed-controlled and direct drive 2.2 – 355 kW/5 – 13 bars oil-free, with water injection 1.5 – 85 kW/5 – 13 bars 	<ul style="list-style-type: none"> oil-free, up to 10 bars 1.1 – 4 kW for normal pressure up to 10 bars 1.5 – 15 kW for medium pressure up to 15 bars 1.5 – 15 kW for high pressure up to 40 bars 2.2 – 45 kW as a booster for an input pressure up to 15 bars and an output pressure up to 40 bars 2.2 – 30 kW 	<ul style="list-style-type: none"> for oil-free compressed air 65 – 1000 kW two-stage up to 9 bars three-stage up to 10 bars 	<ul style="list-style-type: none"> at constant speed 1.5 – 55 kW 300 – 1000 mbars with speed control and direct drive 3 – 55 kW 300 – 1000 mbars 	<ul style="list-style-type: none"> refrigerant dryers 0.27 – 100 m³/min desiccant dryers 0.08 – 145 m³/min activated carbon adsorbers 0.08 – 145 m³/min filters, all particle sizes 0.5 – 225 m³/min complete condensate management up to 120 m³/min 	<ul style="list-style-type: none"> base load changeover controls consumption-related controls visualisation (we bring your compressed air to the PC) tele-monitoring (the hotline of your compressed air station)



Your expert advisor